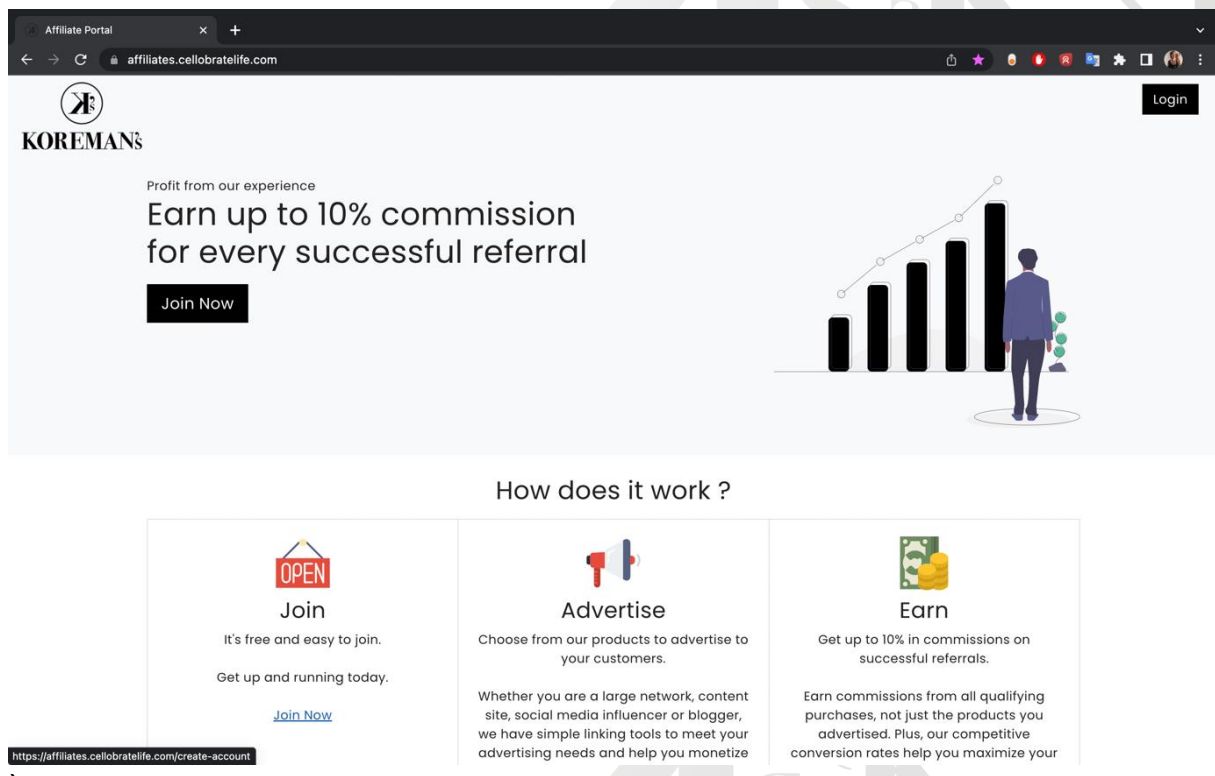


Hi,

Leuk dat je de Koreman's producten samen met ons onder de aandacht brengt!
We geven jou als influencer een 10% kortingscode om te delen met je volgers. Zo kun jij hen korting geven. Daarnaast krijg jij als influencer ook een vergoeding van 10% over alle sales die via jouw posts zijn binnengekomen als dank.

Hieronder vind je de instructies om de affiliate-link aan te maken en te gebruiken:

1. Ga naar: <https://affiliates.cellobratelife.com/> en klik op 'join now' om een account aan te maken.



The screenshot shows the 'Affiliate Portal' for Koreman's. The browser address bar displays 'affiliates.cellobratelife.com'. The page features the Koreman's logo and a 'Login' button. The main headline reads 'Profit from our experience Earn up to 10% commission for every successful referral' with a 'Join Now' button. To the right is an illustration of a person standing next to a bar chart with an upward-trending line graph. Below this is a section titled 'How does it work?' with three columns: 'Join' (with an 'OPEN' icon), 'Advertise' (with a megaphone icon), and 'Earn' (with a money icon). Each column contains a brief description of the process. At the bottom left, a small URL is visible: 'https://affiliates.cellobratelife.com/create-account'.

Join
It's free and easy to join.
Get up and running today.
[Join Now](#)

Advertise
Choose from our products to advertise to your customers.
Whether you are a large network, content site, social media influencer or blogger, we have simple linking tools to meet your advertising needs and help you monetize

Earn
Get up to 10% in commissions on successful referrals.
Earn commissions from all qualifying purchases, not just the products you advertised. Plus, our competitive conversion rates help you maximize your

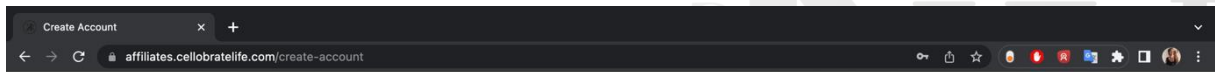
<https://affiliates.cellobratelife.com/create-account>


**CELLO
BRATE
LIFE!**



KOREMAN'S
PREMIUM QUALITY

2. Maak een account aan door je volledige naam en e-mailadres in te vullen en een wachtwoord te kiezen.




KOREMAN'S

Create Account

Your Name

Email Address *

Password *

* - * - Required

OR

By creating an account you are explicitly agreeing to our Terms of Service & Privacy Policy

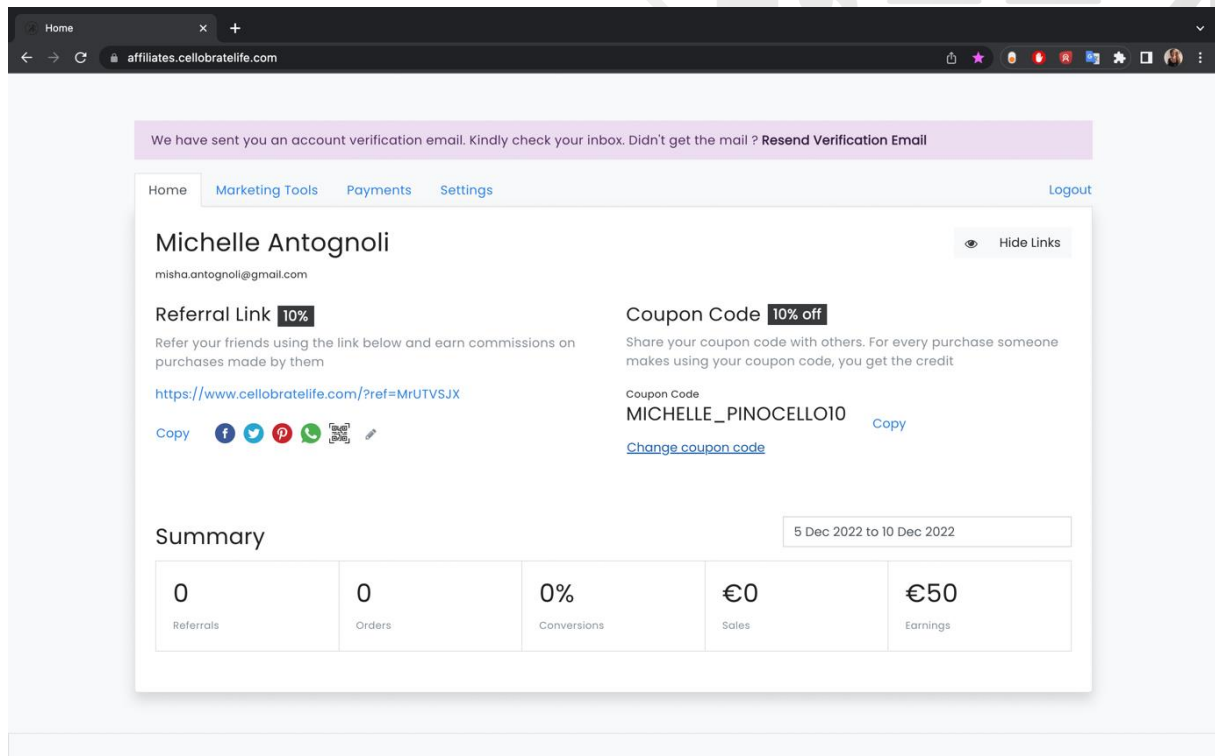
[Already have an account? Login](#)

[Terms & Conditions](#) [Privacy Policy](#)

**CELLO
BRATE
LIFE!**

3. Op de hoofdpagina vind je je persoonlijke affiliatelink die je kunt delen in je posts en storie. Via deze link komen je volgers direct op onze website uit. Via deze link wordt ook automatisch bijgehouden welke bestellingen van welke hoogte via jouw link zijn gedaan. Zo wordt ook de affiliatevergoeding van 10% bepaald.

Daarnaast mag je de couponcode gebruiken, waarmee je je volgers óók 10% korting kunt geven. De couponcode kun je eventueel aanpassen. Zowel de link als de couponcode zijn exclusief voor jou.



The screenshot shows the affiliate dashboard for Michelle Antognoli. At the top, there is a notification: "We have sent you an account verification email. Kindly check your inbox. Didn't get the mail? [Resend Verification Email](#)". Below this, the user's name "Michelle Antognoli" and email "misha.antognoli@gmail.com" are displayed. The dashboard is divided into two main sections: "Referral Link" and "Coupon Code".

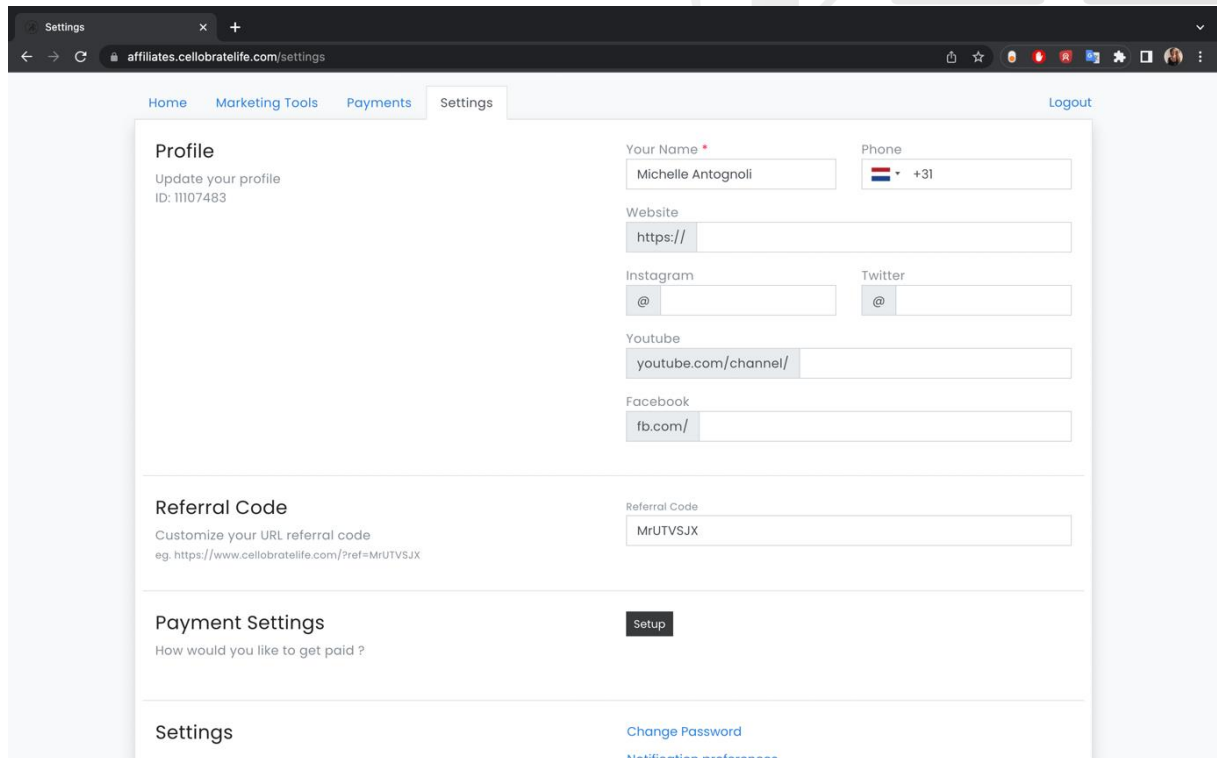
Referral Link: Shows a 10% commission rate. The text says: "Refer your friends using the link below and earn commissions on purchases made by them". The link is <https://www.cellobratelife.com/?ref=MrUTVSJX>. There are social media sharing icons for Facebook, Twitter, Pinterest, WhatsApp, and Telegram.

Coupon Code: Shows a 10% off rate. The text says: "Share your coupon code with others. For every purchase someone makes using your coupon code, you get the credit". The coupon code is "MICHELLE_PINOCELLO10". There is a "Copy" button and a "Change coupon code" link.

Summary: A table showing performance metrics for the period "5 Dec 2022 to 10 Dec 2022".

Metric	Value
Referrals	0
Orders	0
Conversions	0%
Sales	€0
Earnings	€50

4. Werk je profiel bij met je gegevens.



Settings

Home Marketing Tools Payments Settings Logout

Profile

Update your profile
ID: 11107483

Your Name * Michelle Antognoli Phone +31

Website https://

Instagram @ Twitter @

Youtube youtube.com/channel/

Facebook fb.com/

Referral Code

Customize your URL referral code
eg. https://www.cellobratelife.com/?ref=MrUTVSJX

Referral Code MrUTVSJX

Payment Settings

How would you like to get paid ?

Setup

Settings

[Change Password](#)
[Notification preferences](#)



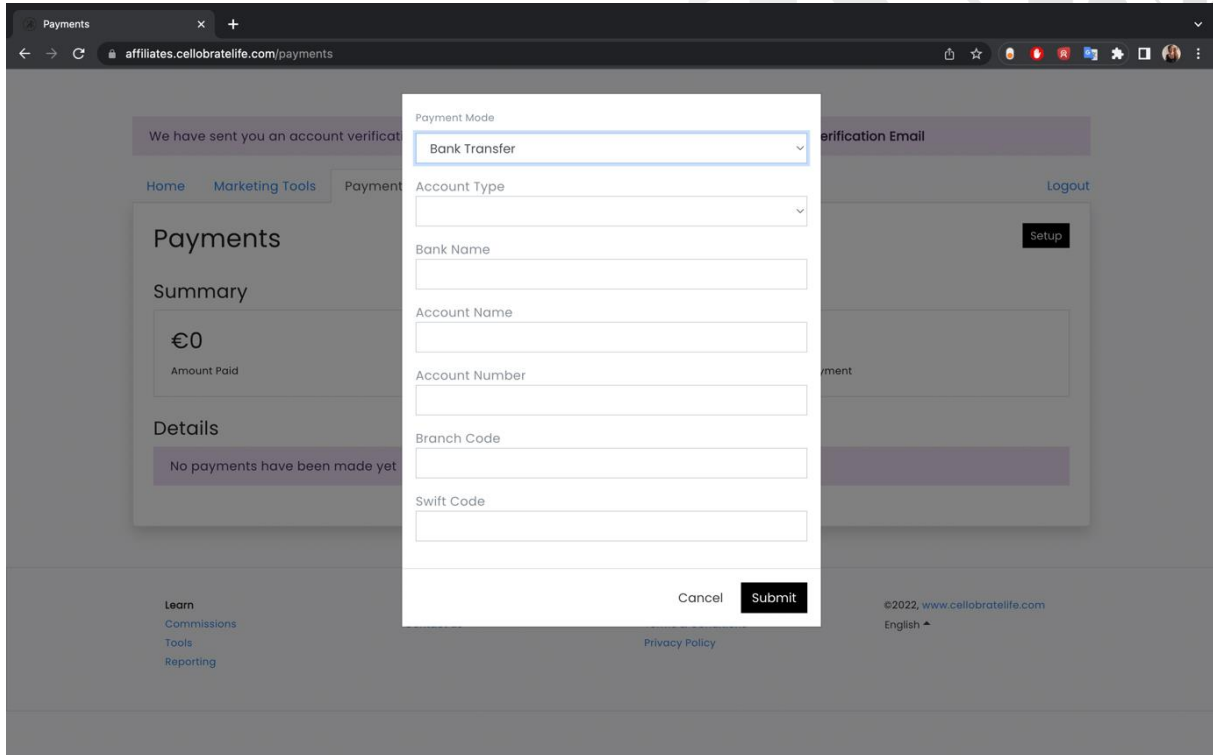
KOREMAN'S
PREMIUM QUALITY

5. Vergeet niet je betalingsinformatie in te stellen om je inkomsten te ontvangen.

The screenshot shows a web browser window with the URL `affiliates.cellobratelife.com/payments`. At the top, there is a notification: "We have sent you an account verification email. Kindly check your inbox. Didn't get the mail? [Resend Verification Email](#)". Below this is a navigation bar with links for [Home](#), [Marketing Tools](#), [Payments](#), and [Settings](#), along with a [Logout](#) button. The main content area is titled "Payments" and includes a "Setup" button. Under the "Summary" section, there is a table with three columns: "Amount Paid" showing €0, "Amount Pending" showing €50, and "Last Payment" showing -. Below this, the "Details" section contains a message: "No payments have been made yet". The footer contains four columns of links: "Learn" (Commissions, Tools, Reporting), "Customer Support" (Contact us), "Legal" (Terms & Conditions, Privacy Policy), and "©2022, [www.cellobratelife.com](#) English".

**CELLO
BRATE
LIFE!**

6. De enige betalingsoptie is via bankoverschrijving, dus vul je bankgegevens in.
PS: De SWIFT/BIC code kun je vinden in je bank app of op de website van je bank
(voorbeelden ING: INGBNL2A, ABN: ABNANL2A, RABO: RABONL2U etc.).



The screenshot shows a web browser window with the URL affiliates.cellobratelife.com/payments. The page title is "Payments". A modal form titled "Payment Mode" is open, showing "Bank Transfer" selected in a dropdown menu. Below the dropdown are several input fields: "Account Type", "Bank Name", "Account Name", "Account Number", "Branch Code", and "Swift Code". At the bottom of the modal are "Cancel" and "Submit" buttons. The background page shows a "Summary" section with "€0 Amount Paid" and a "Details" section with "No payments have been made yet".

En je bent klaar! :)